
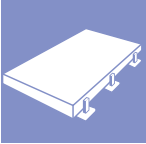


Weighbridge



RAILMATE®

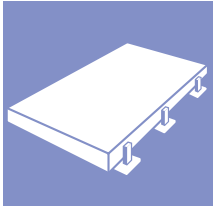
Railroad Track Scale Overview



**Provides Accurate, Reliable Weights for
All Railroad Cars...Static or In-Motion**

METTLER TOLEDO

Meet AREMA Specifications, Designed for Cooper E-80 Loading



METTLER TOLEDO's railroad track scale line is a complete offering of rail scales to meet all railcar weighing needs. The 7260 RAILMATE is available in different configurations for static weighing applications. Modules are arranged in tandem with a calculated "dead rail span" between them so that all your railcars can be weighed.

The 7260 Coupled-In-Motion (CIM) scale is available for weighing rail

cars while they move across the scale. Typically the railcar travels across the scale at 3 to 5 mph.

The 7360 Rail/Truck scale permits you to weigh both trucks and railcars on the same scale. When railcars are not being weighed, the scale can be used to weigh trucks on the integral concrete deck.

7360 Rail/Truck Combination Scale

ISO 9001

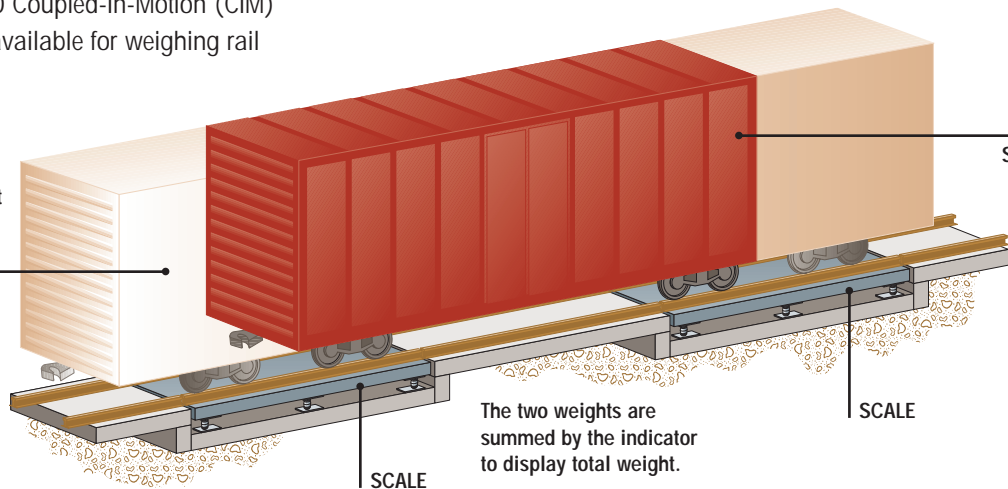
This product was developed, produced and tested in a METTLER TOLEDO facility that has been audited and registered according to international (ISO 9001) quality standards.



Example of
Single Draft
Weighing

LONGEST
CAR

SHORTEST
CAR



Railroad	Model	Profile	Width	Length	Deck Type	Capacity	Cell Type	Finish	NTEP COC #
	7260CIM	30"	74"	12' 6"	Steel	170,000 lb	45t MTX	Premium	90-001
	7260	30"	74"	12' 6" to 75'	Steel or Concrete	340,000 lb*	45t MTX	Premium	90-001
	7360	44"	10'	37' 6" to 112' 6"	Concrete	340,000 lb	45t MTX	Premium	94-013

*Scales ≤12' 6" will have a capacity of 170,000 lb

METTLER TOLEDO

USA & Canada

1900 Polaris Parkway
Columbus, Ohio 43240

TEL. (800) 786-0038
(614) 438-4511
FAX (614) 438-4900

Headquarters

8606 Greifensee
Switzerland

TEL. (41-1) 944 22 11
FAX (41-1) 944 30 60

Australia (61) 3 9644 5700
Austria (43-1) 604 1980
Belgium (32-2) 334 0211
Brazil (55-11) 421 5737
China (Industrial) (86-519) 6642040
China (Systems) (86-21) 6485-0435
Croatia (385-1) 660 3009
Czech Republic (420-2) 254962
Denmark (45-43) 27 08 00
France (33-1) 30 97 17 17
Germany (49-641) 50 70
Hungary (36) 1257 7030
India (91-22) 857-0808
Italy (39-2) 333321
Japan (81-6) 949-5901
Kazakhstan (7-3272) 50 63 69

(61) 3 9645 3935
(43-1) 604 2880
(32-2) 378 1665
(55-11) 7295-1692
(86-519) 6641991
(86-21) 6485-3351
(385-1) 660 2189*
(420-2) 24247583
(45-43) 27 08 28
(33-1) 30 97 16 16
(49-641) 52951
(36) 1256 2175
(91-22) 857-5071
(39-2) 356-2973
(81-6) 949-5944
(7-3272) 60 88 35

Korea (82-2) 518-2004
Malaysia (60-3) 703 2773
Mexico (52-5) 547 5700
Netherlands (31-344) 638363
Norway (47-22) 30 44 90
Poland (48-22) 651 9232
Russia (7-095) 921 9211
Singapore (65) 778 6779
Slovak Republic (421-7) 525 2170
Slovenia (38-6) 6123-57 64
Spain (34-3) 223 2222
Sweden (46-8) 702 50 00
Switzerland (41-1) 944 45 45
Taiwan (886-2) 579-5955
Thailand (66-2) 719 6480
United Kingdom (44-116) 235 7070

(82-2) 518-0813
(60-3) 703 8773
(52-5) 541 2228
(31-344) 638390
(47-22) 32 70 02
(48-22) 42 20 01
(7-095) 921 6353
(65) 778 6639
(421-7) 525 2173
(38-6) 6127-4575*
(34-3) 223 0271
(46-8) 642 45 62
(41-1) 944 45 10
(886-2) 579-5977
(66-2) 719 6479
(44-116) 236 6399

Internet
www.mt.com

Specifications subject to change without notice.
© 1999 Mettler-Toledo, Inc.
METTLER TOLEDO®, RAILMATE®, and
DigiTOL® are trademarks of Mettler-Toledo, Inc.
Printed on recycled paper and is recyclable.
Printed in USA.

15M0699
RAILROAD SCALES
199-RR03189.0E

*Ask for FAX.