

## SERIAL CONFIG FOR SR60 TO 2455

SET -----



Return to Factory Default  
Settings -



END -----



You may need to unplug the SR60 then plug the SR60 back in

## SERIAL CONFIG FOR SR60 TO 2455

SET -----



Disable All Symbolologies -----



Enabled only the symbolologies you wish the user to scan

Enable Code 39 -----



Enable  
PharmaCode 39 -----



Enable Code 128 -----



Enable UCC/EAN 128 -----



Enable Interleaved  
2 of 5 -----



## SERIAL CONFIG FOR SR60 TO 2455

Enable UPC-A

-----



Enable UPC-E

-----



Enable EAN-13

-----



Enable EAN-8

-----




Enable Code 93

-----



Enable Standard 2 of 5

-----



Enable IATA

-----



## SERIAL CONFIG FOR SR60 TO 2455

Enable Codabar

-----



Enable MSI/Plessey

-----



END

-----




## SERIAL CONFIG FOR SR60 TO 2455


Start



Lower Case = Enat




EOM = None



Postamble



Enter



End

