

USB CONFIG FOR SR60 TO CV60

SET -----



Return to Factory Default
Settings -




END -----



You may need to unplug the SR60 then plug the SR60 back in

USB CONFIG FOR SR60 TO CV60

START-----




Enable USB and Configure
Keyboard Country Code -----



5 -----




2 -----



4 -----



END -----




USB CONFIG FOR SR60 TO CV60

SET -----



Disable All Symbolologies -----



Enabled only the symbolologies you wish the user to scan

Enable Code 39 -----



Enable
PharmaCode 39 -----



Enable Code 128 -----



Enable UCC/EAN 128 -----



Enable Interleaved
2 of 5 -----



USB CONFIG FOR SR60 TO CV60

Enable UPC-A



Enable UPC-E



Enable EAN-13



Enable EAN-8



Enable Code 93



Enable Standard 2 of 5



Enable IATA



USB CONFIG FOR SR60 TO CV60

Enable Codabar



Enable MSI/Plessey




END




USB CONFIG FOR SR60 TO CV60


Start



Lower Case = Enat




EOM = None



Postamble



Enter



End

