

Quick overview

Reliable Access Client

The RAC replaces the Funk Security Client on Intermec devices running WM 6.5 or 6.1 (different Installers).

In contrast to the Funk Security client the RAC can connect to different WLAN networks without user intervention, similar to MS ZeroConfig. Using the Funk Security client only allows one WLAN network setup of four definitions being active, whereas RAC will switch between defined WLAN networks automatically (more than 10 possible profiles).

Overview

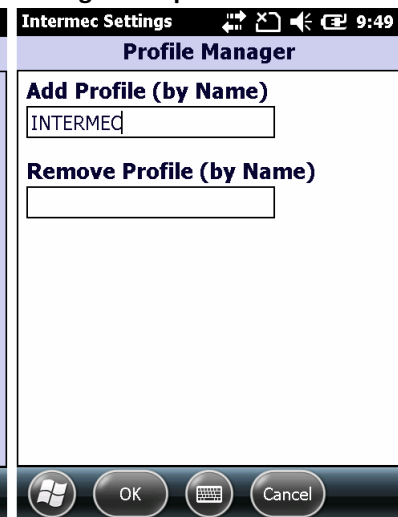
Start RAC configuration



Add/Remove profiles



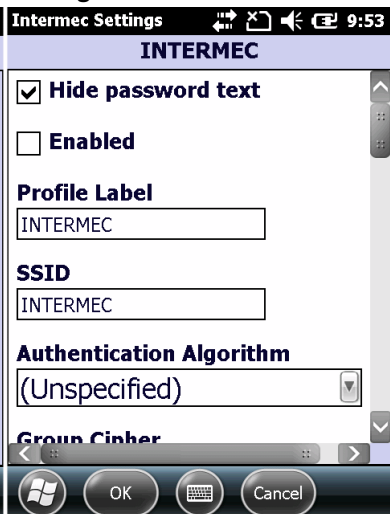
Adding a new profile



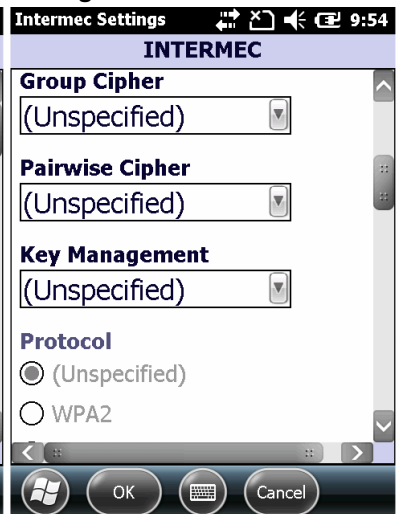
Profiles listed



Settings 1



Settings 2



Settings 3

Intermec Settings 9:56

INTERMEC

☐ WPA

Preshared Key

Transmit Key

Key1

Key 0

Key 1

OK Cancel

Settings 4

Intermec Settings 9:56

INTERMEC

Key 2

Key 3

☒ **Hidden SSID**

EAP

(Unspecified)

Identity

anonymous

OK Cancel

Settings 5

Intermec Settings 9:57

INTERMEC

Password

CA Certificate

cert_store://ROOT

Phase 1 Authentication

Phase 2 Authentication

Private Key

OK Cancel

Settings 6

Intermec Settings 9:58

INTERMEC

Phase 1 Authentication

Phase 2 Authentication

Private Key

Priority

0

OK Cancel

Known issues

Wireless Center will not show connected WiFi profile.